

SUPALAI VERANDA

RAMA 9

ความลงตัวของการใช้ชีวิต อิสระทุกการเดินทาง



Supalai

Veranda
Rama 9



Project Detail

Project Area 2-3-66.9 Rai

Project Type 31 Stories
1,410 Units
14 Shops

Unit Type Studio 30 Sq.m.
1 Bedroom 37.5 - 43.0 Sq.m.
2 Bedrooms 57.5 - 64.5 Sq.m.

Facilities

Fitness

Sauna

Infinity Edge Pool

Kid Pool

Meeting Room

Library

Game Room

Sky Lounge

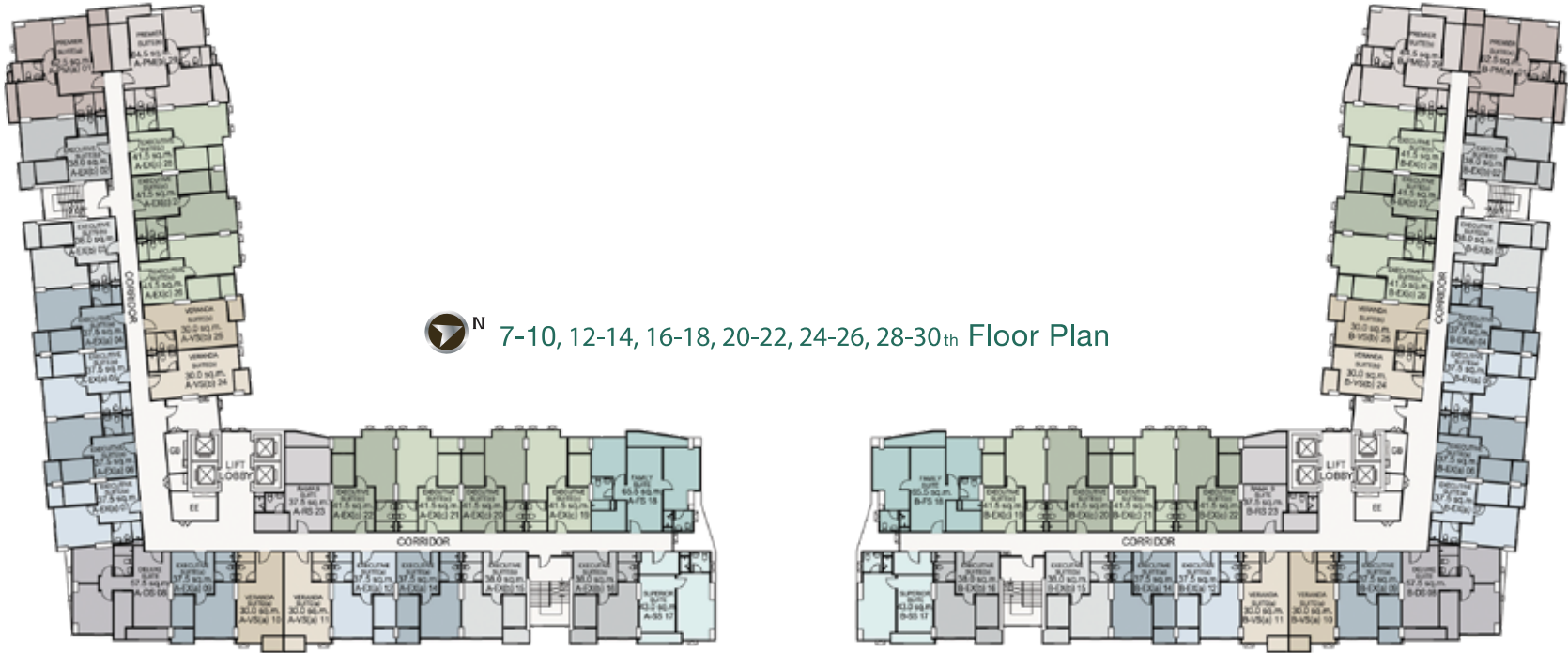
Roof Garden

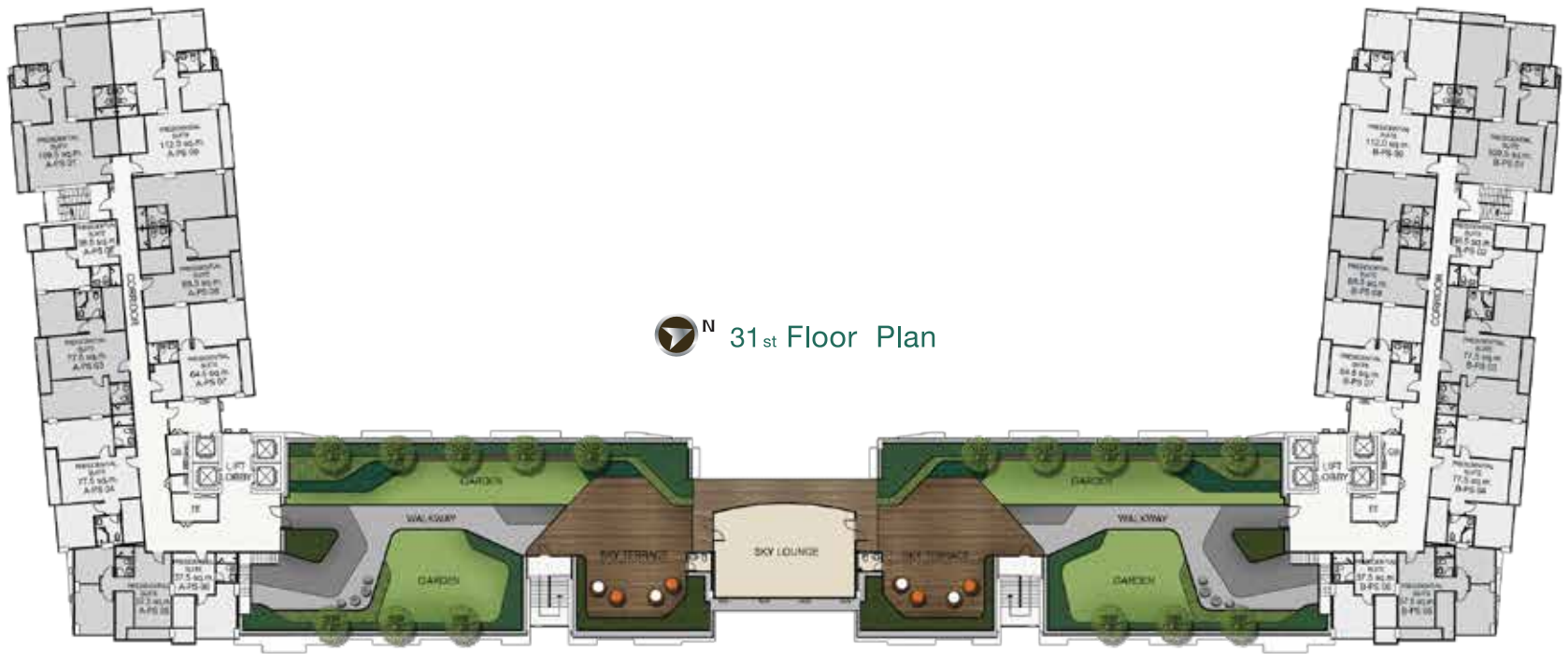
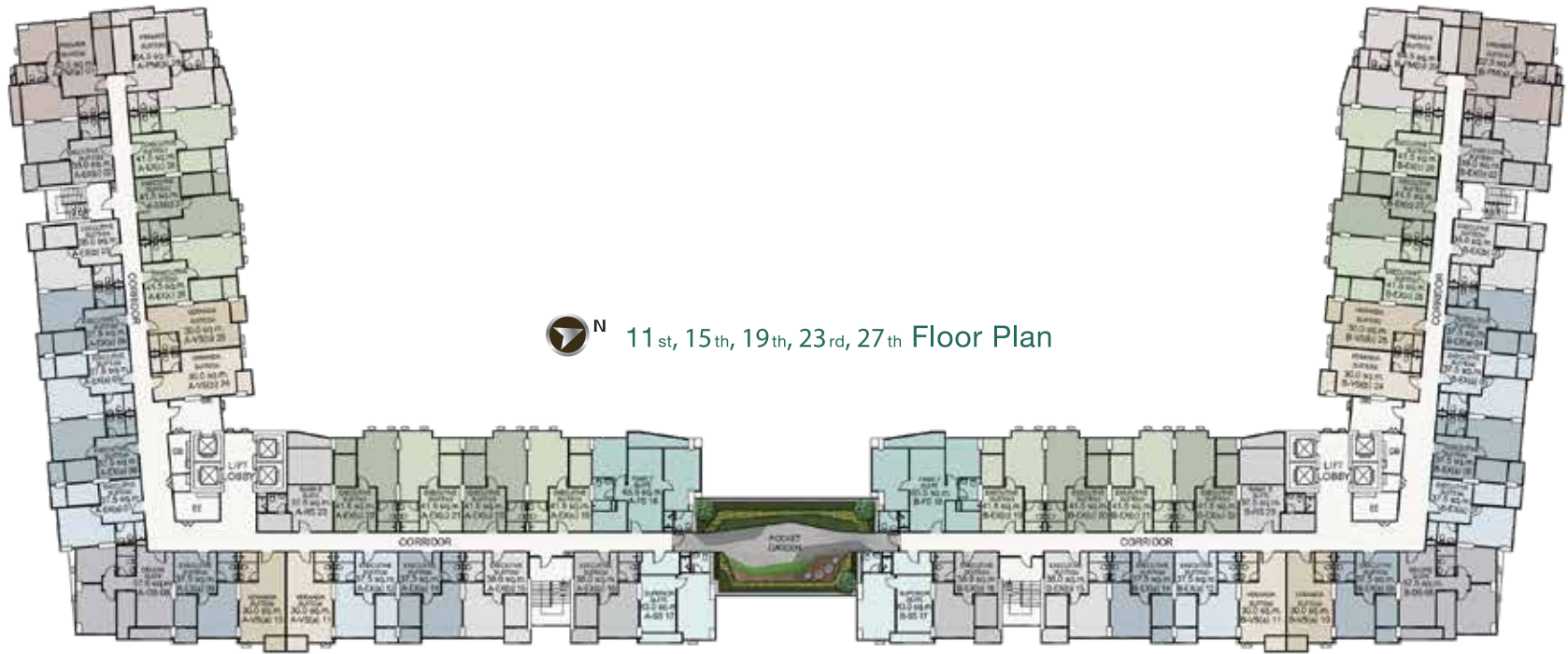


6th Floor Plan



7-10, 12-14, 16-18, 20-22, 24-26, 28-30th Floor Plan







Veranda Suite (a) Studio
VS(a) 30.0 sq.m.



Veranda Suite (b) Studio
VS (b) 30.0 sq.m.



Rama 9 Suite 1 Bedroom
RS 37.5 sq.m.



Executive Suite (a) 1 Bedroom
EX(a) 37.5 sq.m.



Executive Suite (b) 1 Bedroom
EX (b) 38.0 sq.m.



Executive Suite (c) 1 Bedroom
EX(c) 41.5 sq.m.



Superior Suite 1 Bedroom
SS 43.0 sq.m.



Deluxe Suite 2 Bedrooms
DS 57.5 sq.m.



Premier Suite (a) 2 Bedrooms
PM (a) 62.5 sq.m.



Premier Suite (b) 2 Bedrooms
PM (b) 64.5 sq.m.

